




# City of Warwick Personnel Supplement 2010-2011



Scott Avedisian, Mayor



## 2010-2011 TABLE OF CONTENTS

Forward.....	i
Position Summary .....	ii
 I. GENERAL FUND	
<u>Executive and Administration</u>	
Executive.....	1
City Clerk.....	2
Probate Court.....	3
Municipal Traffic Court.....	4
Personnel.....	5
Legislative .....	6
Board of Canvassers .....	7
Finance Administration.....	8
Treasury .....	9
City Collection .....	10
Management Information Services.....	11
City Assessment .....	12
Assessment Review Board.....	13
Purchasing .....	14
Animal Shelter.....	15
 <u>Public Safety</u>	
Administration .....	16
Police	
Animal Control .....	17
Automotive .....	18
Communications .....	19
Civilians.....	20
Uniformed .....	21
Fire	
Civilians.....	22
Uniform/Fire & Rescue Services .....	23
Building Inspection.....	24
Warwick Emergency Management .....	25
 <u>Social Services</u>	
Parks & Recreation.....	26
Parks & Recreation/Thayer Arena.....	27
Parks & Recreation/McDermott Pool.....	28
Warwick Public Library .....	29
Human Services	
Administration .....	30
Senior Citizens.....	31
Senior Transportation .....	32
 <u>Physical Resources</u>	
City Plan.....	33
Community Development .....	34
Tourism, Culture & Development .....	35

Public Works

Administration .....	36
Highway .....	37
Sanitation/Recycling .....	38
Automotive .....	39
Building Maintenance .....	40
Engineering .....	41
Field Maintenance .....	42

II. ENTERPRISE FUNDS

Water

Administration .....	43
Field .....	44

Sewer

Sewer Review Board .....	45
Warwick Sewer Authority & Plant Operations .....	46

2010-2011  
FORWARD

- I. The purpose of this City budget supplement is to provide the City Council with additional information concerning the nature and distribution of personnel costs. Detail for each City agency is reflected as follows:
1. Job Classification
  2. Number of Positions
  3. Total Allowance (includes salary and other compensation items such as steps or longevity).
- II. Whereas City services are divided into two classes of employment (unclassified and classified), a general explanation of the personnel budgeting system is as follows:
- (1) Unclassified - positions established by law and governed by the unclassified pay plan
  - (2) Classified - positions covered by the Merit System Ordinance
  - (3) Bargaining-Unit — certain classified and unclassified positions are covered by state law on collective bargaining. Their salaries and working conditions are determined in accordance with the contractual agreement between the City and the Unions (Municipal Union [Local #1651, Rhode Island Public Employees and Council #94, A.F.S.C.M.E., AFL-CIO], the Firefighters Union [Local 2748, International Association of Firefighters, AFL-CIO], and the Police Union [FOP Lodge No.7].
  - (4) Exempt - positions not included with the bargaining unit.
  - (5) Limited - limited-period positions established to meet emergencies, seasonal requirements or unusually heavy workloads during the year.
  - (6) Grant Funded positions are those that are paid for by outside sources. They are usually short term and usually do not include all employee benefits. From time to time grant-funded positions are added or deleted as funding and/or needs for such positions change.

2010/11  
PERSONNEL SUPPLEMENT POSITION SUMMARY

DEPARTMENT	2009-10 POSITIONS	POSITIONS CREATED OR CHANGED	POSITIONS ABOLISHED OR CHANGED	POSITIONS TRANSFERED	2010-11 POSITIONS	POSITION DIFFERENCE
Executive	6				6	0
City Clerk	10		-2		8	-2
Probate Court	2				2	0
Municipal Traffic Court	4				4	0
Personnel	5				5	0
Legislative	11				11	0
Board of Canvassers	3				3	0
Finance/Administration	3				3	0
Finance/Treasury	7		-1		6	-1
Finance/Collectors	9		-1		8	-1
Finance/MIS	8				8	0
Finance/Assessors	15				15	0
Finance/Purchasing	4				4	0
Animal Shelter	4				4	0
Police/Civilians	29				29	0
Board of Public Safety/Administration	1				1	0
Police/Animal Control	3				3	0
Police/Automotive	6				6	0
Police/Communications	16				16	0
Police/Uniformed	163				163	0
Crossing Guards	23		-23		0	-23
Fire/Civilians	12		-1		11	-1
Fire Uniform & Rescue	217		-8		209	-8
Building Inspection	16				16	0
Warwick Emergency Management	0				0	0
Parks & Recreation	17		-1		16	-1
Warwick Public Library	50	2	-2		50	0
HS/Administration	3				3	0
HS/Senior Citizens	12		-1		11	-1
HS/Senior Citizens/Sr. Transportation	8				8	0
HS/Youth Programs	0				0	0
City Planning & Community Development	16		-2		14	-2
Economic Development	3				3	0
PW/Administration	4	1	-2		3	-1
PW/Highway	62		-1		61	-1
PW/Highway/Field Maintenance	14		-1		13	-1
PW/Sanitation/Recycling	24				24	0
PW/Automotive	12				12	0
PW/Building Maintenance	16		-2		14	-2
PW/Engineering	4				4	0
<i>Totals</i>	822	3	-48	0	777	-45
	2009-10 POSITIONS	CREATED OR CHANGED	POSITIONS ABOLISHED OR CHANGED	POSITIONS TRANSFERED	2010-11 POSITIONS	POSITION DIFFERENCE
ENTERPRISE						
Water/Administration	7				7	0
Water/Field	28				28	0
Sewer Authority (Including Pretreatment)	33		-1		32	-1
<i>Totals</i>	68	0	-1	0	67	-1
<i>Grand Totals</i>	890	3	-49	0	844	-46

**Department: Executive**

Personnel Supplement 2010-2011

*Division: Office of the Mayor*

	<b>No. of Positions</b>	<b>Job Code</b>	<b>Total Allowance</b>
<b><u>Unclassified-Exempt</u></b>			
Mayor	1	392	100,000
Chief of Staff	1	339	72,049
Press Secretary	1	340	63,592
Administrative Aide/Citizens Advocate	1	336	44,251
Constituent Relations Coordinator	1	379	40,000
Reception Clerk	1	128	27,300
<b>Totals</b>			<b><u>347,192</u></b>

**Department: City Clerk**

Personnel Supplement 2010-2011

	<b>No. of Positions</b>	<b>Job Code</b>	<b>Total Allowance</b>
<b><u>Unclassified-Exempt</u></b>			
City Clerk	1	376	90,308
City Sergeant (Not Budgeted)	1	310	0
<b><u>Classified-Exempt</u></b>			
Administrative Council Clerk	1	429	38,491
<b><u>Classified-Bargaining Unit</u></b>			
Vault Clerk	1	021	40,754
Records Control Clerk	3	012	110,557
Records Specialist	1	013	36,625
Temporary Services			15,000
<b>Totals</b>			<b><u>331,735</u></b>

**Department: Probate Court**

Personnel Supplement 2010-2011

	No. of Positions	Job Code	Total Allowance
<hr/>			
<b><u>Unclassified-Exempt</u></b>			
Judge	1	393	15,000
Administrative Probate Clerk	1	300	47,716
<b>Totals</b>			<hr/> <b>62,716</b> <hr/>



**Department: Municipal Court**

Personnel Supplement 2010-2011

	No. of Positions	Job Code	Total Allowance
<hr/>			
<b><u>Unclassified-Exempt</u></b>			
Municipal Court Judge	1	370	15,000
Detail & Municipal Court Supervisor****	1	364	14,049
<b><u>Unclassified-Bargaining Unit</u></b>			
Municipal Court Technician	2	767	77,540
<b>Totals</b>			<hr/> <b>106,589</b> <hr/>

\*\*\*\*Full-time Position part of which is charged to Municipal Court and part of which is charged to Police Civilians

**Department: Personnel**

Personnel Supplement 2010-2011

	<b>No. of Positions</b>	<b>Job Code</b>	<b>Total Allowance</b>
<b><u>Unclassified-Exempt</u></b>			
Retirement Board Members	7	511	3,500
Personnel Hearing Board	3	510	300
<b><u>Classified-Exempt</u></b>			
Personnel Director	1	484	102,248
Deputy Personnel Director	1	428	67,286
Secretary/Personnel Technician	1	217	48,542
Human Resource Technician	1	221	31,981
Human Resource Specialist	1	202	41,655
Water Enterprise Fund Credit			(10,092)
Sewer Enterprise Fund Credit			(9,480)
<b>Totals</b>			<b><u>275,940</u></b>

**Department: Legislative**

Personnel Supplement 2010-2011

	<b>No. of Positions</b>	<b>Job Code</b>	<b>Total Allowance</b>
<b><u>Unclassified-Exempt</u></b>			
Council President	1	381	10,500
Council Members	8	382	80,000
Auditor	1	368	52,960
Constituent Liaison/Research Director	1	309	38,921
<b>Totals</b>			<b><u>182,381</u></b>

**Department: Board of Canvassers**

Personnel Supplement 2010-2011

	<b>No. of Positions</b>	<b>Job Code</b>	<b>Total Allowance</b>
<b><u>Unclassified-Exempt</u></b>			
Board Members	3	512	2,500
Director of Elections	1	325	84,595
<b><u>Unclassified-Bargaining Unit</u></b>			
Voter Registration Technician	1	720	52,043
Central Voter Registration Tech.	1	020	46,290
Seasonal Program			2,500
Overtime			5,000
<b>Totals</b>			<b><u>192,928</u></b>

**Department: Finance**

Personnel Supplement 2010-2011

*Division: Administration*

	<b>No. of Positions</b>	<b>Job Code</b>	<b>Total Allowance</b>
<b><u>Unclassified-Exempt</u></b>			
Director of Finance	1	390	113,742
Secretary	1	119	43,528
<b><u>Classified-Exempt</u></b>			
Financial Reporting Analyst	1	481	77,425
CD Block Grant Credit			(17,750)
Water Enterprise Fund Credit			(11,735)
Sewer Enterprise Fund Credit			(20,446)
<b>Totals</b>			<b><u>184,764</u></b>

**Department: Finance**

Personnel Supplement 2010-2011

*Division: Treasury*

	<b>No. of Positions</b>	<b>Job Code</b>	<b>Total Allowance</b>
<b><u>Unclassified-Exempt</u></b>			
City Treasurer/Deputy Finance Director	1	378	80,965
<b><u>Classified-Exempt</u></b>			
Financial Systems Controller	1	442	84,281
<b><u>Classified-Bargaining Unit</u></b>			
Accountant	1	066	59,682
Payroll Record Specialist	1	010	44,123
Accountant Specialist	1	059	53,317
Reconciliation Clerk	1	751	44,155
Water Enterprise Fund Credit			(26,934)
Sewer Enterprise Fund Credit			(49,268)
<b>Totals</b>			<b><u>290,321</u></b>

**Department: Finance**

Personnel Supplement 2010-2011

*Division: City Collection*

	No. of Positions	Job Code	Total Allowance
<b><u>Classified-Exempt</u></b>			
Tax Collector/Acting Tax Assessor	1	440	96,782
Tax Services Mgr/Deputy Tax Collector	1	483	61,010
<b><u>Classified-Bargaining Unit</u></b>			
Senior Clerk/Cashier	3	085	123,525
Senior Clerk/Cashier*****	1	085	11,994
Tax Collection Clerk	1	729	36,240
Senior Clerk/Tax Collectors	1	730	36,732
Overtime			4,000
Seasonal Program			5,000
Water Enterprise Fund Credit			(40,991)
Sewer Enterprise Fund Credit			(32,247)
<b>Totals</b>			<b><u>302,045</u></b>

\*\*\*\*\*Full-time Position 30% of which is charged to Collectors and 35% each to Water and Sewer

**Department: Finance**

Personnel Supplement 2010-2011

*Division: Management Information Services*

	<b>No. of Positions</b>	<b>Job Code</b>	<b>Total Allowance</b>
<b><u>Classified-Exempt</u></b>			
Information System Administrator	1	463	96,339
Senior System Analyst	1	490	51,340
System Management Specialist (Police)	1	437	65,875
Telecommunication Supv/Network Mgr.	1	494	67,445
Operations Supervisor	1	492	75,239
E-Government Specialist****	1	464	26,661
<b><u>Classified-Bargaining Unit</u></b>			
Computer Operator	1	074	52,669
Systems Technician	1	002	37,975
Overtime			10,000
Water Enterprise Fund Credit			(88,347)
Sewer Enterprise Fund Credit			(58,261)
<b>Totals</b>			<b><u>336,935</u></b>

\*\*\*\*Full-time Position 50% of which is charged to MIS and 50% to Tourism



**Department: Finance**

Personnel Supplement 2010-2011

*Division: City Assessment*

	<b>No. of Positions</b>	<b>Job Code</b>	<b>Total Allowance</b>
<b><u>Unclassified-Exempt</u></b>			
Tax Assessor (Not Funded)	1	375	0
Deputy Tax Assessor	1	377	60,684
<b><u>Classified-Bargaining Unit</u></b>			
Senior Appraiser/Tangible & Real Estate	1	728	68,176
Senior Appraiser/Motor Vehicles & Commercial	1	731	68,176
Appraiser	4	071	211,608
Senior Draftsperson	1	721	52,669
Assessment Records Specialist	2	058	81,924
Tangible Records Clerk	1	754	37,307
Senior Clerk/Typist	3	015	100,848
Overtime			2,000
<b>Totals</b>			<b>683,392</b>
<b>Turnover Expectancy</b>			<b>(4,651)</b>
			<b>678,741</b>

**Department: Finance**

Personnel Supplement 2010-2011

*Division: Assessment Review Board*

	<b>No. of Positions</b>	<b>Job Code</b>	<b>Total Allowance</b>
<b><u>Unclassified-Exempt</u></b>			
Board Members	3	513	1,250
Inspections			25,000
<b>Totals</b>			<b><u>26,250</u></b>

**Department: Finance**

Personnel Supplement 2010-2011

*Division: Purchasing*

	<b>No. of Positions</b>	<b>Job Code</b>	<b>Total Allowance</b>
<b><u>Classified-Exempt</u></b>			
Purchasing Agent	1	487	84,730
Buyer/Inspector	1	431	51,220
<b><u>Classified-Bargaining Unit</u></b>			
Clerk Technician/Bid Specialist	1	061	48,636
Accounts Payable Technician	1	734	39,951
Water Enterprise Fund Credit			(9,932)
Sewer Enterprise Fund Credit			(24,797)
<b>Totals</b>			<b><u>189,808</u></b>

**Department: Animal Shelter**

Personnel Supplement 2010-2011

*Division: Animal Shelter*

	No. of Positions	Job Code	Total Allowance
<b><u>Unclassified-Exempt</u></b>			
Animal Shelter Director	1	357	49,404
Animal Shelter Caretaker	1	125	36,650
Assistant Animal Shelter Caretaker	1	124	34,557
Receptionist (P/T)	1	103	14,878
Overtime			2,400
<b>Totals</b>			<b><u>137,889</u></b>

**Department: Board of Public Safety**

Personnel Supplement 2010-2011

*Division: Administration*

	No. of Positions	Job Code	Total Allowance
<b><u>Unclassified-Exempt</u></b>			
Public Safety Board Members	3	514	5,650
Board Of Public Safety Generalist	1	105	41,785
<b>Totals</b>			<b><u>47,435</u></b>

**Department: Police**

Personnel Supplement 2010-2011

*Division: Animal Control*

	No. of Positions	Job Code	Total Allowance
<b><u>Classified-Bargaining Unit</u></b>			
Animal Control Officer	3	060	126,742
<b>Totals</b>			<b><u>126,742</u></b>

**Department: Police**

Personnel Supplement 2010-2011

*Division: Automotive*

	No. of Positions	Job Code	Total Allowance
<b><u>Classified-Exempt</u></b>			
Fleet Manager	1	498	76,385
<b><u>Classified-Bargaining Unit</u></b>			
Auto Repair and Service Person	4	033	193,368
Automotive Maint. & Utility Person	1	073	46,290
Overtime			8,000
<b>Totals</b>			<b><u>324,043</u></b>

**Department: Police Communications**

Personnel Supplement 2010-2011

	<b>No. of Positions</b>	<b>Job Code</b>	<b>Total Allowance</b>
<b><u>Classified-Bargaining Unit</u></b>			
Communications Specialist/Dispatcher II	3	712	153,540
Communications Specialist/Dispatcher I	13	709	553,691
Overtime			70,000
<b>Totals</b>			<b><u>777,231</u></b>
<b>Turnover Expectancy</b>			<b><u>(5,129)</u></b>
			<b><u>772,102</u></b>



# Department: Police Civilians

Personnel Supplement 2010-2011

	No. of Positions	Job Code	Total Allowance
<b><u>Unclassified-Exempt</u></b>			
Secretary to Police Chief	1	115	45,350
Secretary to Administration	1	116	44,743
Communications Support Tech.	1	111	43,341
Paralegal	1	366	43,863
Community Service Assistant	1	355	30,378
Detail & Municipal Court Supervisor****	1	364	37,951
<b><u>Classified-Exempt</u></b>			
Criminalist	1	450	58,687
Assistant Director - PAL	1	470	39,171
<b><u>Classified-Bargaining Unit</u></b>			
NCIC Audit/Quality Control Specialist	1	747	51,038
Report Review Specialist	1	757	52,203
Data Entry Transcriptionist	3	733	126,353
Data Entry Transcriptionist (P/T)	2	733	32,123
Senior Switchboard Operator	1	036	38,829
Switchboard Operator	2	018	70,098
Jailer	1	034	41,043
Jailer (P/T)	1	034	14,965
Accounting Technician	1	065	37,975
License Clerk	1	744	40,137
Licensing & Records Clerk	1	749	39,404
Records Control Clerk	2	012	74,954
Traffic Clerk	1	768	38,682
Records Specialist/Prosecution Clerk	3	766	115,692
Overtime			32,000
<b>Totals</b>			<b><u>1,148,980</u></b>
<b>Turnover Expectancy</b>			<b><u>(7,748)</u></b>
			<b><u>1,141,232</u></b>

\*\*\*\*Full-time Position part of which is charged to Municipal Court and part of which is charged to Police Civilians

**Department: Uniformed Police**

Personnel Supplement 2010-2011

	<b>No. of Positions</b>	<b>Job Code</b>	<b>Total Allowance</b>
<b><u>Police</u></b>			
Colonel	1	800	115,329
Deputy Chief	1	810	110,056
Major	1	815	101,157
Captain	7	820	657,107
Lieutenant	8	830	674,016
Sergeant	28	838	2,140,580
Inspector Technical Services	1	848	79,270
Detective Patrolperson	24	849	1,751,394
P.A.L. Officer	1	852	72,724
Patrolperson (1st Class)	82	850	5,416,918
Patrolperson (2nd Class)	3	860	181,866
Patrolperson (3rd Class)	1	870	55,668
Patrolperson (Probationary)	5	880	239,912
Overtime Police I			800
Overtime Police II			580,000
Warwick Emergency Management Credit			(8,297)
<b>Totals</b>			<b><u>12,168,500</u></b>
<b>Turnover Expectancy</b>			<b><u>(79,309)</u></b>
			<b><u>12,089,191</u></b>

**Department: Fire Civilians**

Personnel Supplement 2010-2011

	<b>No. of Positions</b>	<b>Job Code</b>	<b>Total Allowance</b>
<b><u>Unclassified-Exempt</u></b>			
Fire Services Technician	1	108	48,975
Fire Code Compliance Technician	1	102	38,591
<b><u>Classified-Bargaining Unit</u></b>			
Fire Alarm Dispatcher	9	067	484,306
Overtime (Civilian)			500
Overtime (Fire Alarm Dispatchers)			60,000
<b>Totals</b>			<b><u>632,372</u></b>

# Department: Uniformed Fire Services

Personnel Supplement 2010-2011

	No. of Positions	Job Code	Total Allowance
<b><i>Fire</i></b>			
Chief	1	900	119,092
Assistant Chief	1	905	110,271
Deputy Chief of Training	1	910	102,900
Superintendent Fire Alarm	1	911	102,900
Rescue Coordinator	1	920	102,900
Fire Marshall	1	912	101,001
Battalion Chief	8	920	760,997
Captain	14	940	1,165,540
Rescue Captain	4	941	331,355
Assistant Fire Marshall	1	942	80,712
Lieutenant	40	950	3,055,378
Rescue Lieutenant	12	961	889,604
Inspector-Fire Prevention	4	953	299,161
Firefighter (Grade 1)	91	970	6,017,634
Firefighter (Grade 2)	3	971	171,132
Firefighter (Grade 3)	10	972	440,470
Rescue Driver	1	960	64,098
Rescue Driver (Grade 2)	15	961.5	898,440
Warwick Emergency Management Credit			(136,279)
Overtime Fire I			850,000
Overtime Fire II			850,000
Overtime Fire Alarm			2,000
Temporary Services			55,000
<b>Totals</b>			<b><u>16,434,306</u></b>
<b>Turnover Expectancy</b>			<b><u>(101,700)</u></b>
			<b><u>16,332,606</u></b>

**Department: Building Inspection**

Personnel Supplement 2010-2011

	No. of Positions	Job Code	Total Allowance
<b><u>Unclassified-Exempt</u></b>			
Building Review Board Members	5	516	1,500
Zoning Board Members	7	519	12,500
Minimum Housing Board of Review	5	517	1,650
Building Official (P/T)	1	374	42,825
<b><u>Classified-Exempt</u></b>			
Director of Building Administration	1	404	70,438
Office Coordinator	1	405	52,916
Plan Reviewer	1	443	67,697
Assistant Plan Reviewer	1	406	36,565
<b><u>Classified-Bargaining Unit</u></b>			
Building Complaint Clerk	1	703	32,796
Electrical Inspector	1	077	59,682
Zoning Inspector	1	079	60,210
Construction Inspector	1	075	57,834
Building Compliance Specialist	1	700	40,695
Clerk Technician/Zoning Specialist	1	701	49,070
Building Generalist/Technician	1	014	47,985
Permit Specialist	2	084	82,690
Minimum Housing Clerk	1	019	41,624
Plumbing & Mech. Const. Inspector (P/T)	1	099	20,084
Temporary Services			8,000
<b>Totals</b>			<b>786,761</b>
<b>Turnover Expectancy</b>			<b>(5,219)</b>
			<b>781,542</b>

**Department: Warwick Emergency Management**

Personnel Supplement 2010-2011

	<b>No. of Positions</b>	<b>Job Code</b>	<b>Total Allowance</b>
<hr/>			
<b><u>Unclassified-Exempt</u></b>			
Warwick Emerg. Mgmt. Chargeback (Fire)			136,279
Warwick Emerg. Mgmt. Chargeback (Police)			8,297
Temporary Services			6,000
<b>Totals</b>			<hr/> <b>150,576</b> <hr/>

**Department: DPW / Parks & Recreation**

Personnel Supplement 2010-2011

	<b>No. of Positions</b>	<b>Job Code</b>	<b>Total Allowance</b>
<b><u>Unclassified-Exempt</u></b>			
Recreation Director (Not Funded)	1	395	0
Chief Harbormaster	1	398	19,713
Harbor Masters	6	322	9,000
<b><u>Classified-Exempt</u></b>			
Deputy Director of Parks & Recreation	1	471	86,503
<b><u>Classified-Bargaining Unit</u></b>			
Recreational Seasonal Program			70,000
Seasonal Turnover			(5,000)
<b>Totals</b>			<b><u>180,216</u></b>

**Department: DPW / Parks & Recreation**

Personnel Supplement 2010-2011

*Division: Thayer Arena*

	No. of Positions	Job Code	Total Allowance
<b><u>Classified-Exempt</u></b>			
Manager/Thayer Arena & McDermott Pool*	1	482	37,779
<b><u>Classified-Bargaining Unit</u></b>			
Building Maintenance Person	6	037	278,996
Overtime			25,000
Thayer Arena Seasonal Program			36,000
<b>Totals</b>			<b><u>377,775</u></b>

\*Full-time Position 50% of which is charged to Thayer Arena and 50% to McDermott Pool



**Department: DPW / Parks & Recreation**

Personnel Supplement 2010-2011

*Division: McDermott Pool*

	No. of Positions	Job Code	Total Allowance
<b><u>Classified-Exempt</u></b>			
Manager/Thayer Arena & McDermott Pool*	1	482	37,779
<b><u>Classified-Bargaining Unit</u></b>			
Chief Lifeguard	1	723	48,420
Lifeguard	1	023	38,938
Custodial/Maintenance Worker	1	761	45,218
Counter Aide	2	016	76,512
Counter Aide (P/T)	1	016	16,519
Overtime			15,000
McDermott Pool Payroll			70,000
<b>Totals</b>			<b><u>348,386</u></b>

\*Full-time Position 50% of which is charged to Thayer Arena and 50% to McDermott Pool

# Department: Warwick Public Library

Personnel Supplement 2010-2011

	No. of Positions	Job Code	Total Allowance
<b><u>Unclassified-Exempt</u></b>			
Director	1	502	92,125
<b><u>Classified-Exempt</u></b>			
Librarian III	4	402	306,068
Librarian I	9	401	516,981
Librarian I (P/T)	3	401	74,706
Library Administrative Assistant	1	215	46,160
<b><u>Classified-Bargaining Unit</u></b>			
Custodial Services Leadperson	1	040	50,426
Building Custodian	2	035	78,900
Library Technician	3	008	116,222
Library Aide	8	006	278,931
Library Aide (P/T)	10	006	178,040
Library Aide (P/T)	1	006	8,705
Shelver (P/T)	7	799	48,636
<b><u>Classified BU - Limited</u></b>			
Library Aide (Sunday)	2	099	4,650
Overtime			9,500
<b>Totals</b>			<b><u>1,810,050</u></b>
<b>Turnover Expectancy</b>			<b><u>(12,607)</u></b>
			<b><u>1,797,443</u></b>

**Department: Human Services**

Personnel Supplement 2010-2011

*Division: Administration*

	No. of Positions	Job Code	Total Allowance
<b><u>Unclassified-Exempt</u></b>			
Warwick Housing Auth. Board Members	5	527	7,700
<b><u>Classified-Exempt</u></b>			
Project Coordinator	1	417	41,787
Director Of Human Services & Family Support	1	419	60,223
Nurse/Wellness Coordinator**	1	418	24,725
<b>Totals</b>			<b><u>134,435</u></b>

\*\*Full-time Position 50% of which is charged to Human Services and 50% to Senior Citizens

**Department: Human Services**

Personnel Supplement 2010-2011

*Division: Senior Citizens*

	<b>No. of Positions</b>	<b>Job Code</b>	<b>Total Allowance</b>
<b><u>Unclassified-Exempt</u></b>			
Community Development Aide (P/T)	1	123	12,819
Kitchen Manager (P/T)	1	121	9,346
Dining Services Activities Coordinator	1	133	29,180
Community Elder Info. Spec.	1	314	26,093
<b><u>Classified-Exempt</u></b>			
Community Program Coordinator	1	439	42,000
Director of Senior Services	1	422	59,663
Nurse/Wellness Coordinator**	1	418	24,725
Resource Specialist	1	455	41,918
Eligibility Technician	1	426	29,287
<b><u>Classified-Bargaining Unit</u></b>			
Senior Services Generalist	1	003	41,054
Senior Clerk/Typist	1	015	35,912
Overtime			800
<b>Totals</b>			<b><u>352,797</u></b>

\*\*Full-time Position 50% of which is charged to Human Services and 50% to Senior Citizens

**Department: Human Services**

Personnel Supplement 2010-2011

*Division: Senior Transportation*

	<b>No. of Positions</b>	<b>Job Code</b>	<b>Total Allowance</b>
<b><u>Unclassified-Exempt</u></b>			
Driver (P/T)	4	131	67,460
Transportation Dispatcher (P/T)	1	120	17,804
<b><u>Classified-Exempt</u></b>			
Transportation Planner	1	453	53,717
<b><u>Classified-Bargaining Unit</u></b>			
Driver	2	781	82,461
Temporary Services			4,000
<b>Totals</b>			<b><u>225,442</u></b>

**Department: City Plan**

Personnel Supplement 2010-2011

	No. of Positions	Job Code	Total Allowance
<b><u>Unclassified-Exempt</u></b>			
Planning Board Members	9	525	4,600
Director ( Not Funded)	1	384	0
Assistant Projects Coordinator (P/T)	1	385	13,979
Staff Assistant (P/T)	1	099	11,830
<b><u>Classified-Exempt</u></b>			
Deputy Director*	1	472	101,581
Principal Planner	1	485	83,483
Assistant Principal Planner	1	486	71,913
Business Dev. Planner/Coordinator***	1	475	29,654
Tree Projects Coordinator	1	454	50,672
Planning Technical Specialist	1	242	46,658
<b><u>Classified-Bargaining Unit</u></b>			
Senior Planner	1	756	66,668
<b>Totals</b>			<b><u>481,038</u></b>

\*\*\*Full-time Position 50% of which is charged to Planning and 50% to Tourism

\*Temporarily Working Out of Classification at a Higher Pay Grade

**Department: City Plan**

Personnel Supplement 2010-2011

*Division: Community Development*

	<b>No. of Positions</b>	<b>Job Code</b>	<b>Total Allowance</b>
<b><u>Classified-Exempt</u></b>			
Program Coordinator*	1	433	83,878
Housing Officer*	1	430	70,665
Project Manager*	1	447	59,835
Admin. Asst. To Community Development*	1	241	41,148
CDBG Chargeback			17,750
Overtime			500
<b>Totals</b>			<b><u>273,776</u></b>

\*100% Community Development Block Grant Funding

**Department: Tourism, Culture & Development**

Personnel Supplement 2010-2011

	<b>No. of Positions</b>	<b>Job Code</b>	<b>Total Allowance</b>
<b><u>Unclassified-Exempt</u></b>			
Director of Tourism, Culture & Development	1	371	83,111
Economic Tourism Liaison	1	369	25,750
<b><u>Classified-Exempt</u></b>			
Coordinator of Tourism, Culture & Development	1	400	48,768
E-Government Specialist****	1	464	26,661
Business Dev. Planner/Coordinator***	1	475	29,654
<b>Totals</b>			<b><u>213,944</u></b>

\*\*\*Full-time Position 50% of which is charged to Planning and 50% to Tourism

\*\*\*\*Full-time Position 50% of which is charged to MIS and 50% to Tourism



**Department: Public Works**

Personnel Supplement 2010-2011

*Division: Administration*

	No. of Positions	Job Code	Total Allowance
<b><u>Unclassified-Exempt</u></b>			
Director (Not Funded)	1	386	0
<b><u>Classified-Bargaining Unit</u></b>			
Office Supervisor	1	435	40,000
Clerical Technician/Public Works	1	086	39,565
Water Enterprise Fund Credit			(21,787)
Overtime			1,000
<b>Totals</b>			<b><u>58,778</u></b>

**Department: Public Works**

Personnel Supplement 2010-2011

*Division: Highway*

	<b>No. of Positions</b>	<b>Job Code</b>	<b>Total Allowance</b>
<b><u>Classified-Exempt</u></b>			
Highway Chief*	1	476	112,898
Supervisor Highway	1	495	76,385
Supervisor Highway*	1	495	91,248
<b><u>Classified-Bargaining Unit</u></b>			
Senior Equipment Operator*	1	053	76,129
Senior Equipment Operator*	1	053	68,209
Senior Equipment Operator*	1	053	64,189
Senior Foreman	4	064	223,579
Heavy Equipment./Tub Grinder Operator	1	727	56,081
Tree Removal Leadperson/Tree Warden	1	087	55,207
Tree Removal Laborer	1	088	42,474
Timekeeper/PW Dispatcher	1	753	52,884
Highway Maintenance Leadperson	1	718	53,352
Carpenter	1	038	51,577
Catch Basin Cleaner/Operator	1	726	49,347
Catch Basin Cleaner/Operator*	1	726	56,081
Traffic Marker & Sign Person	2	057	101,374
Mason	2	046	98,248
Power Sweeper Operator	3	050	141,863
Light Equipment Tractor Trailer Operator	2	096	104,130
Light Equipment Operator/Rolloff	1	711	47,996
Light Equipment Operator	11	045	511,492
Operations Person	1	717	52,416
Drainage Laborer	1	039	44,612
Senior Laborer	18	054	750,916
Senior Laborer*	1	054	47,807
Summer Laborers (5)	1	099	13,320
Water Enterprise Fund Credit			(40,462)
Overtime			130,000
Overtime (Snow)			100,000
<b>Totals</b>			<b><u>3,233,352</u></b>
<b>Turnover Expectancy</b>			<b><u>(20,718)</u></b>
			<b><u>3,212,634</u></b>

\*Temporarily Working Out of Classification at a Higher Pay Grade

**Department: Public Works**

Personnel Supplement 2010-2011

*Division: Recycling/Sanitation*

	<b>No. of Positions</b>	<b>Job Code</b>	<b>Total Allowance</b>
<b><u>Classified-Exempt</u></b>			
Recycling/Sanitation Supervisor	1	446	72,779
Recycling/Sanitation Coordinator	1	456	73,429
<b><u>Classified-Bargaining Unit</u></b>			
Recycling/Sanitation Operator	22	763	998,478
Overtime			60,000
<b>Totals</b>			<b><u>1,204,686</u></b>
<b>Turnover Expectancy</b>			<b><u>(7,887)</u></b>
			<b><u>1,196,799</u></b>

**Department: Public Works**

Personnel Supplement 2010-2011

*Division: Automotive*

	<b>No. of Positions</b>	<b>Job Code</b>	<b>Total Allowance</b>
<b><u>Classified-Exempt</u></b>			
Chief Automotive	1	473	79,441
<b><u>Classified-Bargaining Unit</u></b>			
Auto Mechanic/Lead Person	2	026	120,921
Heavy Equipment Mechanic	8	081	403,637
Automotive Utility Person	1	759	47,337
Overtime			60,000
Overtime (Snow)			16,000
<b>Totals</b>			<b><u>727,336</u></b>

**Department: Public Works**

Personnel Supplement 2010-2011

*Division: Building Maintenance*

	<b>No. of Positions</b>	<b>Job Code</b>	<b>Total Allowance</b>
<b><u>Classified-Exempt</u></b>			
Supervisor Building Maintenance	1	452	76,390
<b><u>Classified-Bargaining Unit</u></b>			
Maintenance Senior Foreman	1	750	55,584
Lead Custodian	1	710	52,884
Building Maintenance/Electrician	1	094	49,505
Building Custodian/Maintenance Person	1	702	44,612
Building Custodian	8	035	307,000
Building Custodian (P/T)	1	035	17,804
Overtime			60,000
Overtime (Snow)			10,000
<b>Totals</b>			<b><u>673,779</u></b>

**Department: Public Works**

Personnel Supplement 2010-2011

*Division: Engineering*

	No. of Positions	Job Code	Total Allowance
<b><u>Classified-Exempt</u></b>			
Surveying Supervisor	1	493	58,491
Engineering Program Manager	1	477	82,389
<b><u>Classified-Bargaining Unit</u></b>			
Engineering Technician	1	716	56,081
Surveyor's Assistant*	1	091	55,319
Overtime			4,000
Overtime (Snow)			3,000
<b>Totals</b>			<b><u>259,280</u></b>

\*Temporarily Working Out of Classification at a Higher Pay Grade

**Department: Public Works/Highway**

Personnel Supplement 2010-2011

*Division: Field Maintenance*

	No. of Positions	Job Code	Total Allowance
<b><u>Classified-Bargaining Unit</u></b>			
Field Maintenance Senior Foreman	1	052	56,577
Field Maintenance Operator	11	051	509,817
Field Maintenance Laborer	1	042	42,637
Seasonal Maintenance Program			13,320
Overtime			40,000
<b>Totals</b>			<b><u>662,351</u></b>

**Department: Water**

Personnel Supplement 2010-2011

*Division: Administration*

	No. of Positions	Job Code	Total Allowance
<b><u>Classified-Exempt</u></b>			
Chief of Water	1	438	89,647
Office Manager/Revenue Technician	1	424	70,354
Water Projects Supervisor	1	479	47,440
<b><u>Classified-Bargaining Unit</u></b>			
Billing Technician/Dispatcher	1	722	51,246
Senior Clerk/Cashier***	2	085	41,531
Senior Clerk/Cashier*****	1	085	13,989
File Clerk/Water	1	719	38,158
Personnel Chargeback Expense			260,563
<b>Totals</b>			<b>612,928</b>
<b>Turnover Expectancy</b>			<b>(2,372)</b>
			<b>610,556</b>

\*\*\*\*\*Full-time Position 30% of which is charged to Collectors and 35% each to Water and Sewer

\*\*\*Full-time Position 50% of which is charged to Water and 50% to Sewer



**Department: Water**

Personnel Supplement 2010-2011

*Division: Field*

	<b>No. of Positions</b>	<b>Job Code</b>	<b>Total Allowance</b>
<b><u>Classified-Exempt</u></b>			
Water Program Manager	1	461	79,100
Supervisor/Water	1	496	75,715
<b><u>Classified-Bargaining Unit</u></b>			
Senior Foreman	2	064	108,688
Water Technician/Draftsperson	1	076	46,682
Water Systems Inspector	2	092	112,161
Heavy Equipment Operator II	2	041	111,665
Lead Water Maint. Utility Person	1	725	48,525
Pipe Layers and Fitters	2	025	89,901
Storekeeper	1	017	47,996
Transmission & Dist. Operator	2	056	86,924
Meter Service Lead Person	1	049	54,318
Meter Service Person	4	047	187,098
Meter Reader	3	048	143,987
Senior Laborer	5	054	200,530
Overtime			95,000
Overtime (Snow)			14,000
<b>Totals</b>			<b><u>1,502,290</u></b>
<b>Turnover Expectancy</b>			<b><u>(9,559)</u></b>
			<b><u>1,492,731</u></b>

**Department: Sewer Review Board**

Personnel Supplement 2010-2011

	<b>No. of Positions</b>	<b>Job Code</b>	<b>Total Allowance</b>
<b><u>Unclassified-Exempt</u></b>			
Chairperson	1	515	550
Members	2	522	800
Clerk	1	523	600
<b>Totals</b>			<b><u>1,950</u></b>

**Department: Warwick Sewer Authority**

Personnel Supplement 2010-2011

	<b>No. of Positions</b>	<b>Job Code</b>	<b>Total Allowance</b>
<b><u>Unclassified-Exempt</u></b>			
Chairperson and Members	5	521	15,150
Executive Director	1	316	82,400
Administrative Technical Asst.	1	315	43,987
<b><u>Classified-Exempt</u></b>			
Superintendent	1	457	92,133
Industrial Pretreatment Coordinator	1	459	74,665
Program Engineer	1	408	70,000
Administrative Coordinator	1	407	51,801
Assistant Superintendent	1	458	72,104
Manager of Billing Services	1	449	66,300
Account Auditor	1	460	55,609
<b><u>Classified-Bargaining Unit</u></b>			
Laboratory Tech./Process Control Operator	1	078	53,351
Plant Maintenance Leadperson	1	752	54,840
Maint. Mechanic II	2	714	92,665
Mechanic I	2	713	88,983
Senior Field Inspector/Wastewater	1	740	60,727
Sewer Systems Inspector	2	764	112,162
Operator III	1	769	53,351
Operator II	2	742	98,024
Operator I	3	741	133,214
Wastewater Sampler/Lab Technician	1	704	56,081
Industrial Pretreatment Lab. Spec.	1	715	53,351
Senior Billing Specialist	1	771	47,948
Billing Specialist	3	706	121,504
Senior Clerk/Cashier***	2	085	41,531
Senior Clerk/Cashier*****	1	085	13,989
Personnel Chargeback Expense			196,124
Overtime			65,000
<b>Totals</b>			<b><u>1,966,994</u></b>
<b>Turnover Expectancy</b>			<b><u>(11,713)</u></b>
			<b><u>1,955,281</u></b>

\*\*\*\*\*Full-time Position 30% of which is charged to Collectors and 35% each to Water and Sewer


\*\*\*Full-time Position 50% of which is charged to Water and 50% to Sewer

The highly anticipated Warwick Intermodal Facility is scheduled to open for train service in late 2010. The Intermodal Facility will serve MBTA commuter trains traveling between Warwick, Providence and Boston. The Intermodal Facility will also provide service to Wickford Junction. Adjacent to the station will be a consolidated rental car facility to house all airport rental car operations. The 6 level parking garage will include approximately 1,800 spaces for rental car operators and 800 for rail commuters. Importantly, it also includes a 1,200-foot, elevated, enclosed, skywalk, with moving sidewalks to help shuttle passengers to and from T.F. Green Airport. Additionally, there will be a bus hub for local and intercity bus services.

The idea for this innovative project began with former U.S. Senator Lincoln Chafee. In 1998, when he was Mayor of Warwick, his father, former Senator John Chafee, supported the vision and secured \$25 million for the project through the 1998 Transportation Bill. Combined Federal, state and private sector funds are part of the complex financing toward making this project a reality.

Once completed (expected in September 2010), the \$267 million transportation hub will be only 1,570 feet from the terminal - officially the closest intercity air-to-rail link in the country.

The economic impact of Green on Rhode Island is expected to increase greatly with the Intermodal Project. The construction project alone is anticipated to generate a \$127 million annual economic impact, including \$43 million in wages paid to construction workers.



*An aerial view of the Warwick Station Redevelopment District with the train station and garage in the foreground and T.F. Green Airport's main terminal in the background.*

*Front cover: Views of the eastern end of the Warwick Intermodal Station.  
Photo credits: (Image Above) Angela Myatt, Department of Tourism, Culture and Development; (Image Below) RI.GOV*