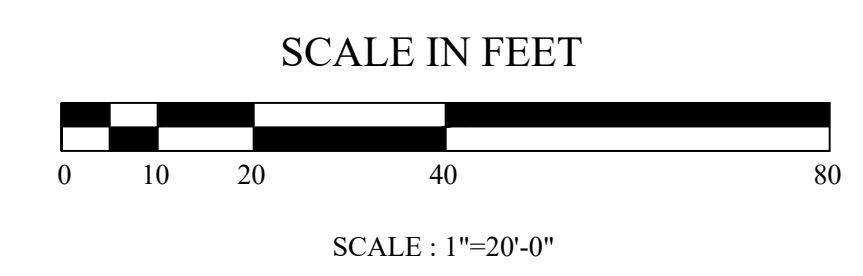


PLANTING NOTES:

- SEE SHEET L-2 FOR PLANTING DETAILS AND NOTES.
- ALL PLANTING BEDS SHALL BE MULCHED WITH 3" SHREDDED BARK MULCH. SUBMIT SAMPLES TO OWNER PRIOR TO INSTALLATION.
- IN CASES OF DISCREPANCY BETWEEN QUANTITIES SHOWN IN THE PLANTING SCHEDULE AND QUANTITIES INDICATED ON THE PLAN, QUANTITIES INDICATED ON THE PLAN SHALL GOVERN.
- ALL COMPACTED SUBBASE SHALL BE SCARIFIED TO A MINIMUM OF 6" PRIOR TO INSTALLATION OF LOAM FOR FINE GRADING FOR ALL LAWN AREAS AND PLANTING BEDS.
- THE CONTRACTOR SHALL COORDINATE ALL SITE UTILITY WORK WITH TREE AND PLANT LOCATION SHOWN ON THIS PLAN.
- THE CONTRACTOR SHALL CONTACT AND NOTIFY DIG-SAFE PRIOR TO COMMENCEMENT OF PROJECT TO CONFIRM ALL EXISTING AND PROPOSED SITE UTILITY LOCATIONS.
- ALL PROPOSED PLANTINGS SHALL BE INSTALLED AT GRADE ACCORDING TO THE PLANTING DETAILS. NO EXCESSIVE MOUNDING AND DEEP BURIAL OF TREES AND SHRUBS WILL BE ALLOWED, PLANT ACCORDING TO THE PLANTING DETAILS.
- CONTENTS OF THIS PLAN REFLECT PLANTING DESIGN ONLY. SEE CIVIL AND ARCHITECTURAL SHEETS FOR ADDITIONAL INFORMATION.

OVERALL PLANTING SCHEDULE				
TREES AND SHRUBS				
Key	Botanical Name Common Name	Qty.	Size	Notes
ARAB	<i>Acer rubrum</i> 'Autumn Blaze' Autumn Blaze Red Maple	5	2.5"-3" Cal.	B&B
LS	<i>Liquidambar styraciflua</i> American Sweetgum	3	2.5"-3" Cal.	B&B
PSK	<i>Prunus serotina</i> 'Kwanan' Flowering Cherry	3	2.5"-3" Cal.	B&B
PS	<i>Pinus strobus</i> Eastern White Pine	5	5'-6"	B&B
TPGG	<i>Thuja plicata</i> 'Green Giant' Green Giant Arborvitae	3	5'-6"	B&B



Not Issued For Construction
Revisions: No. Date: Notes:

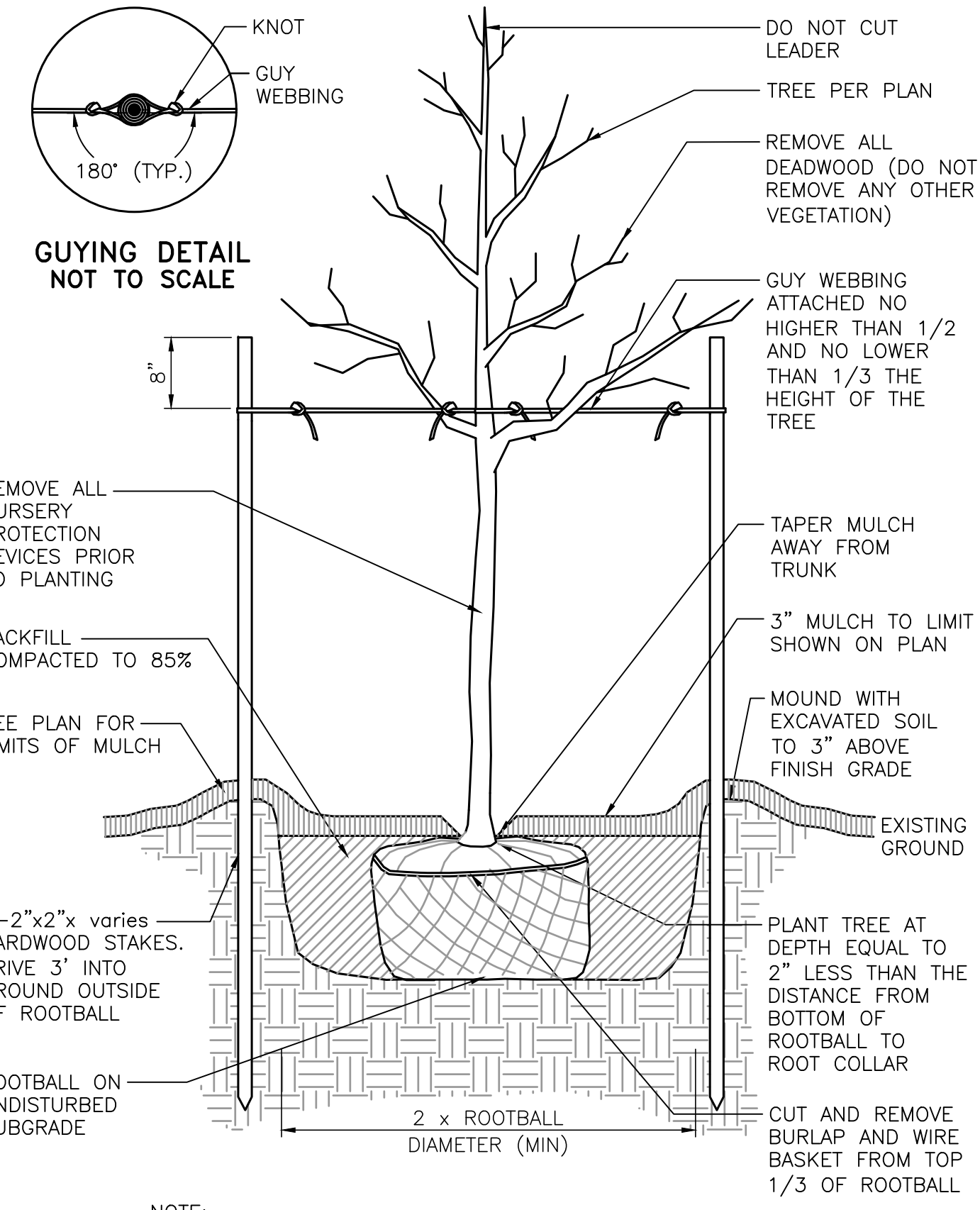
MDG
MUOIO DESIGN GROUP, LLC
1074 Schuylke Avenue, Cranston, RI 02921
Ph: (401) 447-8192 | Fax: (401) 946-8190 | Email: mdg@muoiogroup.com

LANDSCAPE PLAN
126 Bellows Street
126 Bellows Street, Warwick, Rhode Island
Assessor's Plat 2911 Lot 80

Job No: C-126BellowsStreet
Dwg. No: C-126BellowsStreet_L1.dwg
Drawn by: BMM
Checked by: BMM
Issue Date: 04/08/2024

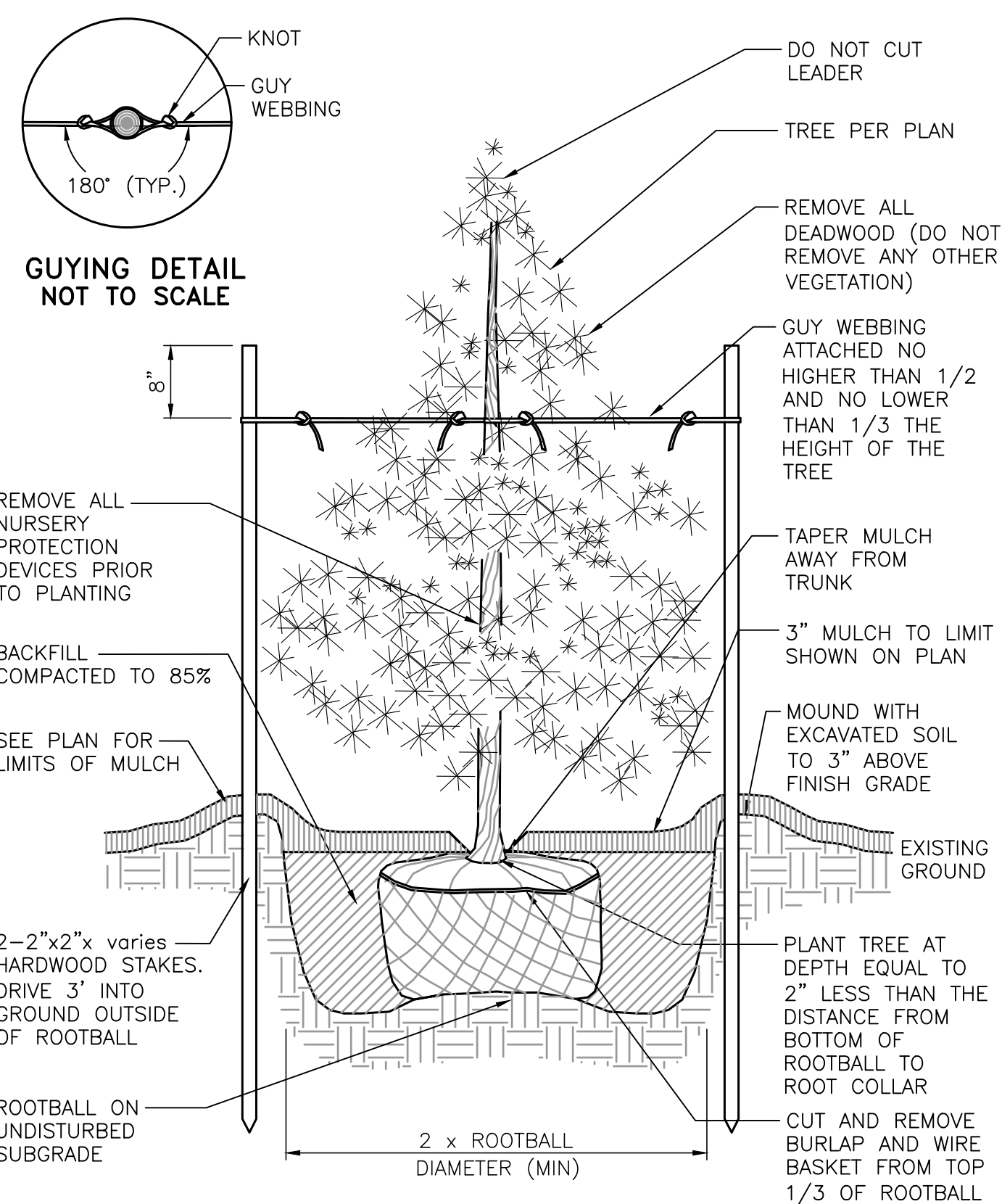
PERMITTING DOCUMENTS
THIS DRAWING IS THE PROPERTY OF THE LANDSCAPE ARCHITECT. ANY UNAUTHORIZED USE OF THIS DRAWING WITHOUT WRITTEN PERMISSION IS PROHIBITED.

Sheet 1 of 2



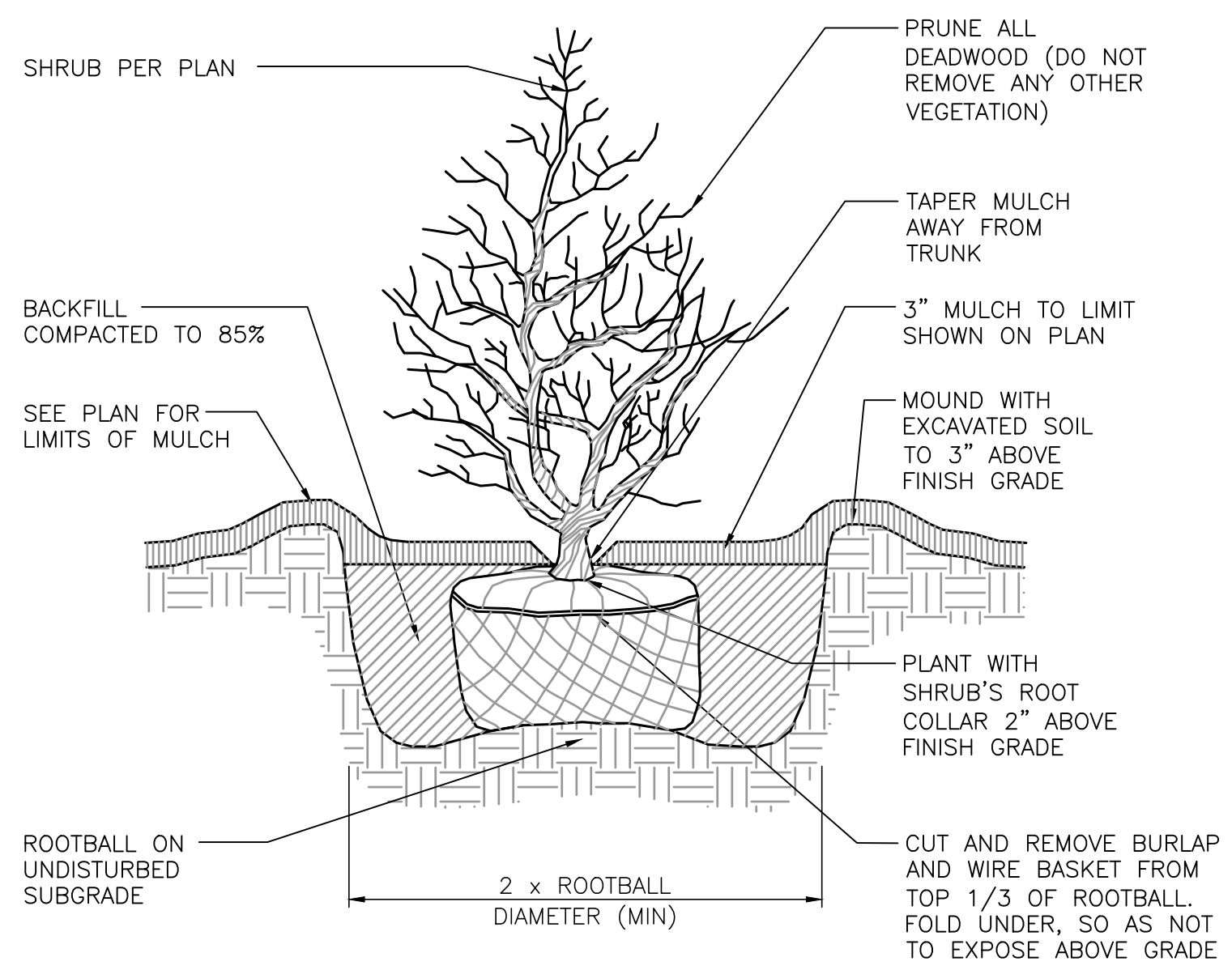
NOTE:
1. AFTER THE GUARANTEE PERIOD THE CONTRACTOR WILL BE RESPONSIBLE FOR THE REMOVAL OF STAKES AND GUY WEBBING.

DECIDUOUS TREE STAKING AND PLANTING DETAIL
NOT TO SCALE

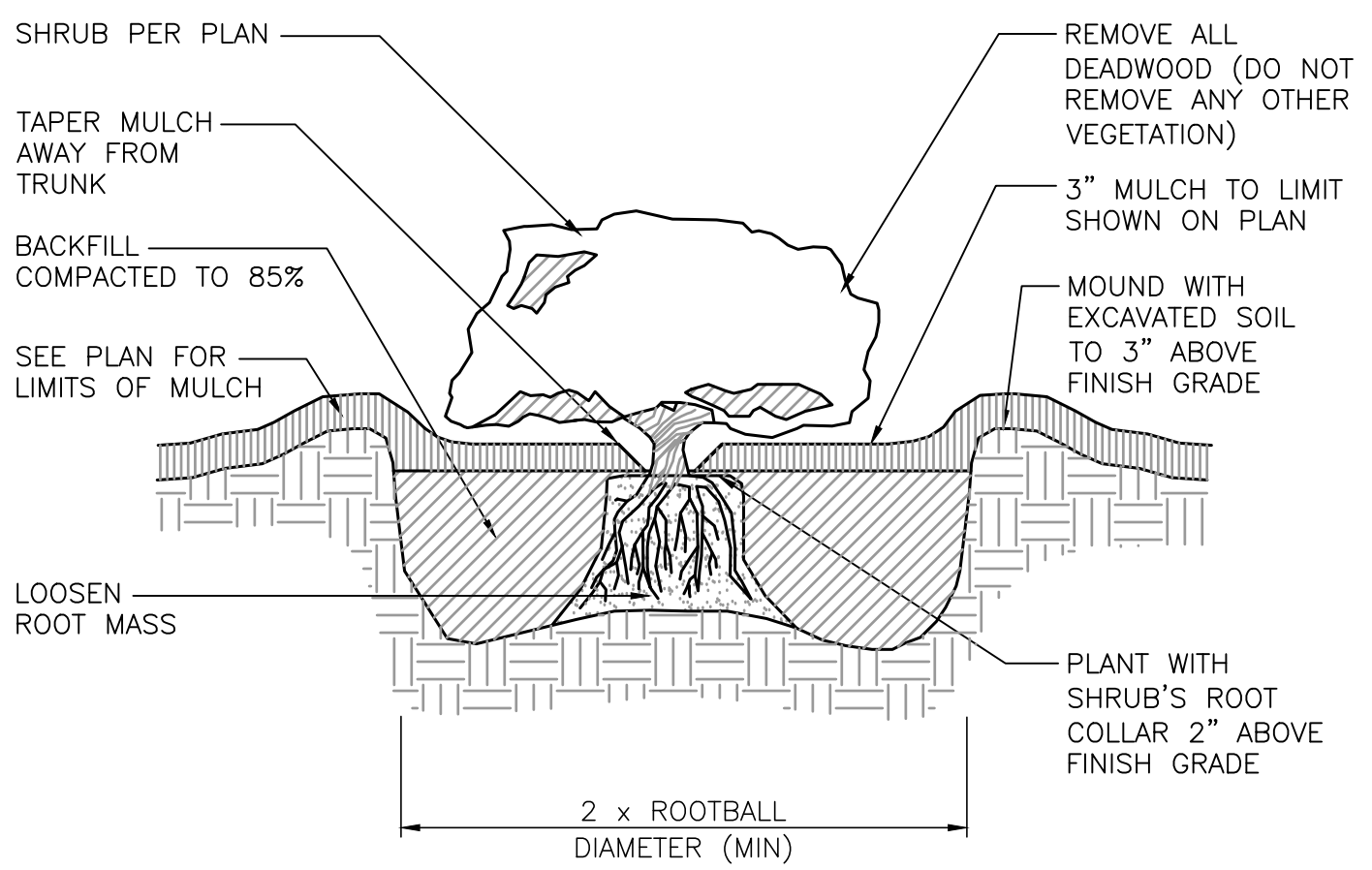


NOTE:
1. AFTER THE GUARANTEE PERIOD THE CONTRACTOR WILL BE RESPONSIBLE FOR THE REMOVAL OF STAKES AND GUY WEBBING.

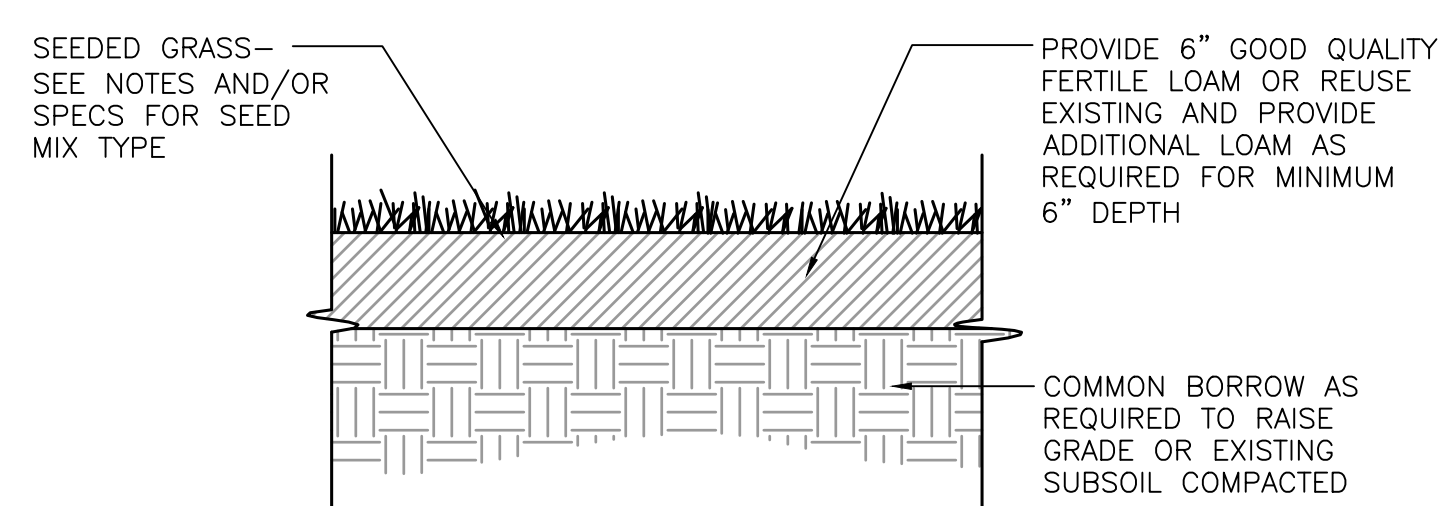
EVERGREEN TREE PLANTING DETAIL
NOT TO SCALE



SHRUB PLANTING DETAIL
NOT TO SCALE



CONTAINER GROWN TREE AND SHRUB PLANTING DETAIL
NOT TO SCALE



LOAM AND SEED DETAIL
NOT TO SCALE

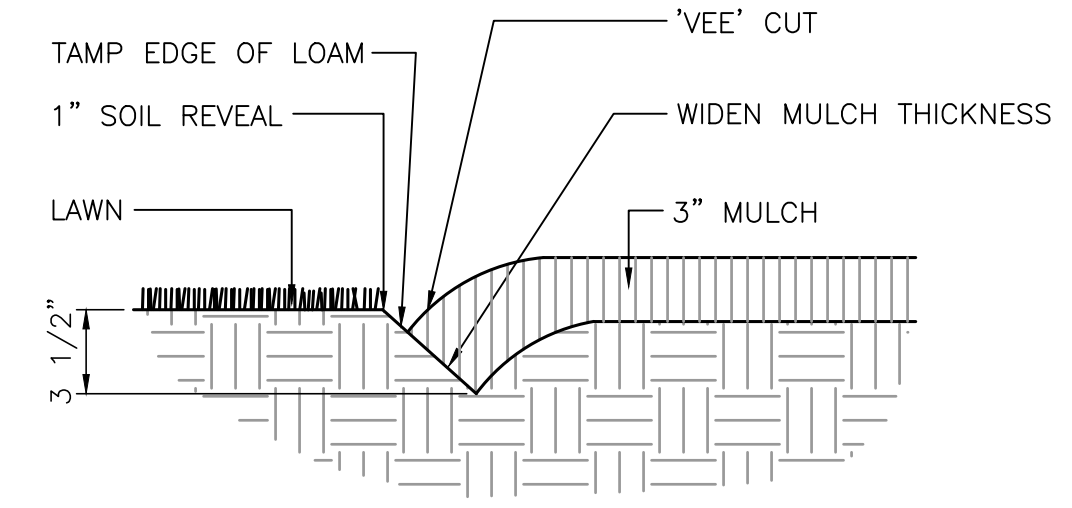
PLANTING NOTES:

- All plant material must be tagged in the ground, at the nursery by the Landscape Architect. All plant material shall be commercially obtained and shall meet the American Association of Nurseryman standards for nursery stock, latest edition, and its amendments. Plant only during season normal to the particular variety. All plant inspections will be at the expense of the contractor. Permanent seats will be required.
- Cover all planting beds with 3" shredded hardwood bark mulch within a seventy-two hour period after planting. See plan for bed layout.
- All existing and proposed trees shown in lawn areas shall receive a 4' diameter mulch bed. Mulch shall be placed to a depth of 3". Remove all sods, sticks and stones prior to placement of mulch.
- All plant materials furnished by the contractor shall be guaranteed for a period of one year from final acceptance of landscape work.
- Stake all trees over 5' as shown on details. Remove stakes at the end of the guarantee period.
- The contractor is responsible for keeping the site clean of miscellaneous debris throughout the construction period. All waste material is to be disposed of immediately to an off-site location, unless otherwise indicated on the plans.
- The contractor shall perform all work in accordance with all local, state, and federal regulations, and shall obtain all necessary permits for this project.
- Layout: All notes and dimensions are typical unless otherwise noted. All dimensions are square (parallel or perpendicular) unless otherwise noted. The contractor shall notify the owner/owner's representative immediately in the event of any discrepancies found in the contract documents and/or in the field, or of conditions uncovered in the work which are not reflected in the plans.
- Loam: Loam moved during the course of construction shall be retained and distributed within the site in accordance with the landscape plan. Stockpiled loam shall not be mixed with any subsoil or unsuitable materials. All excess loam shall remain on the property of the owner. New loam if required to provide the specified depth, shall be a fertile, friable medium textured sandy loam free of material toxic to healthy plant growth. Loam shall also be free of all stumps, roots, stones and other extraneous matter an inch (1") or greater in diameter. The PH shall be between 5.5 and 7.5 when tested.
- Lawn Preparation: Remove all debris and other inorganic materials on the prepared subgrade, reshape and dress any damaged or eroded area prior to spreading the loam. Scarify and loosen subgrade in any areas where compaction may have occurred. Spread stockpiled and off-site loam on all disturbed areas to produce a depth of 6". Fine grade loamed areas to produce a smooth and unbroken finish grade to the required depth. Apply a starter fertilizer (10-20-10) at a rate of 20 lbs. per 1000 square feet and lime at a rate of 40 lbs. per 1000 square feet. Once spread, the fertilizer and lime shall be thoroughly incorporated into the loam. The loam shall be rolled, and depression shall be top dressed and raked to create a smooth surface.

Proportion by Type	Weight	Pur.	Germ.
Palmer Perennial Ryegrass	20.0%	99%	90%
Ranger Perennial Ryegrass	20.0%	99%	90%
Baron Kentucky Bluegrass	30.0%	95%	85%
Merion Kentucky Bluegrass	30.0%	95%	85%
Inert Materials	2.5% (maximum)		

Seeded areas shall, at a minimum, include all areas of the site that have been disturbed or are barren unless otherwise noted on the plans. Seed shall be applied at a rate of 7 lbs. per 1000 square feet.

- Protection of Existing Plantings: Maximum effort should be made to save tree or other plant specimens which are large for their species, rare to the area, or of special horticultural or landscape value. Contact owner/landscape architect before removing any specimen of this type unless otherwise noted on the plans. No material or temporary soil deposits shall be placed within the drip line of shrubs or trees designated on the landscape plan to be retained. Protective barriers are to be installed around each plant and/or group of plants that are to remain on the site. Barriers shall not be supported by the plants they are protecting, but shall be self supporting. They shall be of minimum of four feet (4') high and constructed of a durable material, such as snow or silt fence, that will last until construction is completed.
- Pruning: The contractor shall carefully prune branches in the way of construction by using only approved methods and tools. The use of axes for trimming or spurs for climbing will not be permitted.
- Existing Utilities: In accordance with Dig-Safe law (1-800-225-4977), the contractor shall contact all applicable utility companies and verify utility line locations. The contractor shall be solely responsible for any/all utility damage. Record locations of Dig-Safe utility line markings on project record documents.
- Disturbed Areas: Any areas disturbed during the course of construction are to be restored to original (or better) condition by contractor before completion of the project, and are subject to approval by landscape architect and owner. All grass areas disturbed during construction shall be yolk raked to remove stones and loamed and seeded as per specifications.
- Drainage Systems: Contractor is responsible for general clean-out of all catch basins, manholes, and/or other drainage features on the site which have accumulated sediment as a result of construction activities.
- Cleaning: Contractor is responsible for keeping site clean of miscellaneous debris throughout the construction period. All waste material is to be disposed of immediately to an off-site location, unless otherwise indicated on the plan.



NOTE: LOCATE BEDLINE AS SHOWN ON PLAN.

BEDLINE EDGE DETAIL
NOT TO SCALE



Not Issued For Construction

Revisions:	No.	Date:	Notes:

MDG
MUOIO DESIGN GROUP, LLC
1075 Scholastic Avenue, Cranston, RI 02921
Ph: (401) 947-8192 | Fax: (401) 946-8190 | Email: mdg@muioindesign.com

LANDSCAPE DETAILS PLAN

126 Bellows Street

126 Bellows Street, Warwick, Rhode Island
Assessor's Plat 2911 Lot 80

Job No: C-126BellowsStreet
Dwg. No: C-126BellowsStreet_L1.dwg
Drawn by: BMM
Checked by: BMM
Issue Date: 04/08/2024

PERMITTING DOCUMENTS

THIS DRAWING IS THE PROPERTY OF THE LANDSCAPE ARCHITECT. ANY UNAUTHORIZED USE OF THIS DRAWING WITHOUT WRITTEN PERMISSION IS PROHIBITED.

Sheet 2 of 2