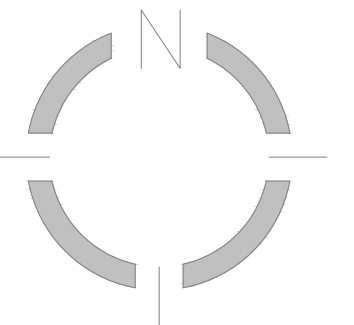


TAB 16



COPYRIGHT © 2023, MATHER & PAGE LANDSCAPE ARCHITECTS, INC. OWNERSHIP AND USE OF DOCUMENTS - THESE DRAWINGS, SPECIFICATIONS, AND/OR OTHER DOCUMENTS ARE THE PROPERTY OF MATHER & PAGE LANDSCAPE ARCHITECTURE AND HAVE BEEN PREPARED FOR THE OWNER, FOR THIS PROJECT AT THIS SITE AND ARE NOT TO BE USED, IN WHOLE OR IN PART, FOR ANY OTHER PURPOSE, LOCATION OR OWNER WITHOUT WRITTEN CONSENT OF MATHER & PAGE LANDSCAPE ARCHITECTS, INC.



NOTES:

REVISIONS:

DATE: OCTOBER 6, 2023

DESIGNED BY: CP/JM/LF DRAFTED BY: CP/JM

SCALE: NTS






**SAFE HARBOR
GREENWICH BAY
MARINA**

125 WHARF ROAD
WARWICK,
RHODE ISLAND 02889

CONCEPTUAL
LANDSCAPE PLAN

SHEET:
CLP

LEGEND

-  PROPOSED STORAGE BUILDING
-  EXISTING VEGETATION TO REMAIN
-  PROPOSED CANOPY OR EVERGREEN TREE - RECOMMENDED SELECTIONS TO INCLUDE RED MAPLE, HONEY LOCUST, EMERALD GREEN ARBORVITAE, INKBERRY, BAYBERRY AND EASTERN RED CEDAR
-  PROPOSED SHRUB PLANTING - RECOMMENDED SELECTIONS TO INCLUDE KOREAN SPICE VIBURNUM, BLUE HOLLY, HYDRANGEA, PANICUM, WINTERBERRY, SUMMERSWEET, SWEETSPIRE AND FOTHERGILLA
-  PROPOSED GROUNDCOVER PLANTING - RECOMMENDED SELECTIONS TO INCLUDE FOUNTAIN GRASS, DAYLILY, CONEFLOWER, SEDUM, JUNIPER, SPIREA, CINQUEFOIL AND ST JOHNS WORT