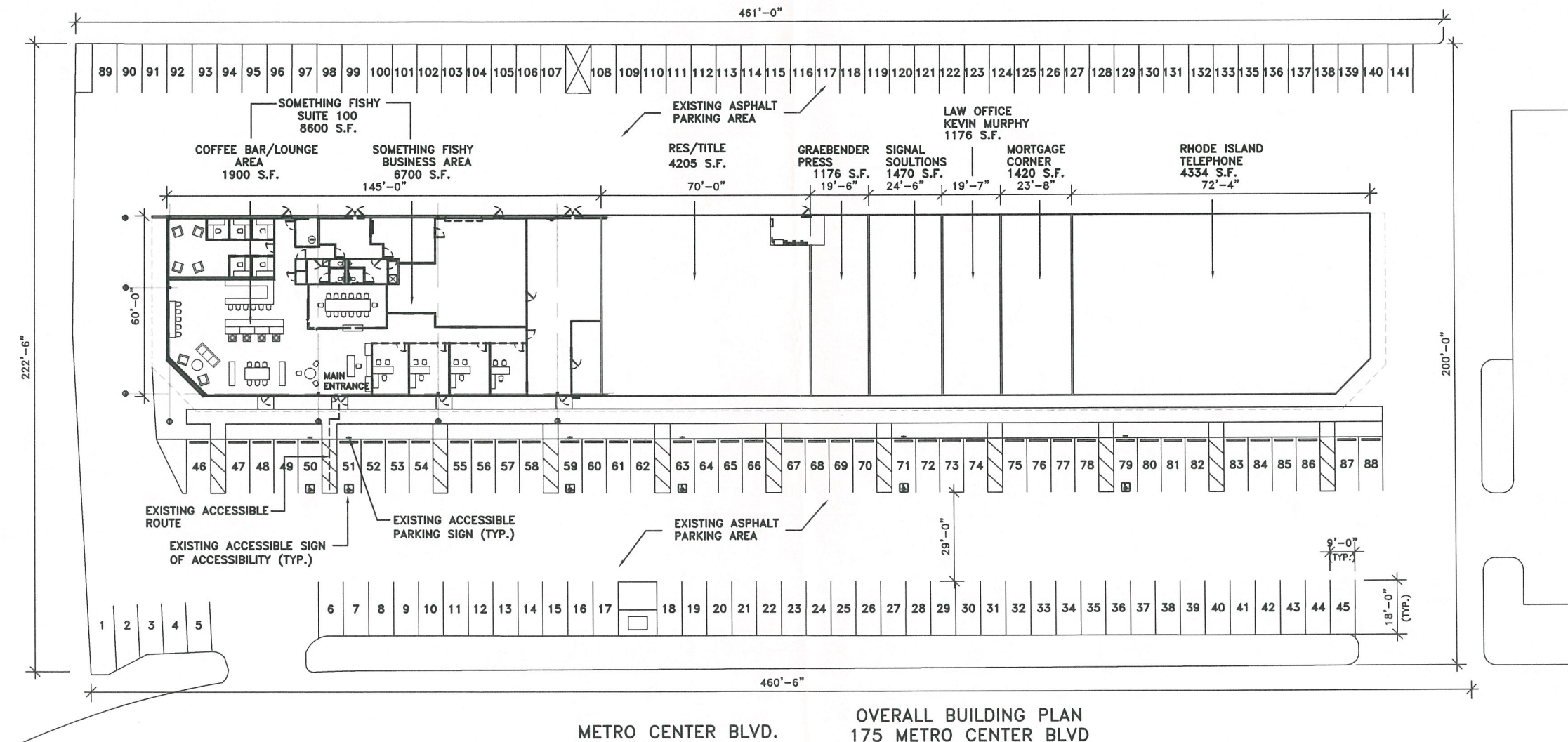




EXISTING ACCESSIBLE PARKING LOCATION
SCALE: NONE

PARKING CALCULATIONS				
TENANT	USE TYPE	REQUIREMENT PER UNIT GROSS FLOOR AREA	GROSS FLOOR AREA	NUMBER OF SPACES REQUIRED
SOMETHING FISHY	BUSINESS	1/250 S.F. GROSS	6700 S.F.	27 SPACES
COFFEE BAR	RESTAURANT	1/100 S.F. GROSS	1900 S.F.	19 SPACES
RES/TITLE	OFFICE/PROFESSIONAL	1/300 S.F. GROSS	4205 S.F.	14 SPACES
GRAEBENDER PRESS	MANUFACTURING	1/400 S.F. GROSS	1176 S.F.	3 SPACES
SIGNAL SOLUTIONS	BUSINESS	1/250 S.F. GROSS	1470 S.F.	6 SPACES
LAW OFFICE/KEVIN MURPHY	OFFICE/PROFESSIONAL	1/300 S.F. GROSS	1176 S.F.	4 SPACES
MORTGAGE CORNER OF N.E.	OFFICE/PROFESSIONAL	1/300 S.F. GROSS	1420 S.F.	5 SPACES
RHODE ISLAND TELEPHONE	PUBLIC UTILITIES	1/300 S.F. GROSS	4334 S.F.	15 SPACES
				93 SPACES REQUIRED
				141 SPACES PROVIDED
ACCESSIBLE PARKING SPACES REQUIRED		TOTAL NUMBER OF PARKING SPACES IN LOT = 141		
		TOTAL NUMBER OF ACCESSIBLE SPACES REQUIRED 101-150 = 5 SPACES REQUIRED		
		TOTAL NUMBER OF ACCESSIBLE SPACES PROVIDED = 6 SPACES		

ALL PARKING SPACES ARE 9'-0" X 18'-0"



METRO CENTER BLVD.

OVERALL BUILDING PLAN
175 METRO CENTER BLVD

INTERNATIONAL WAY

EXISTING SITE PLAN
SCALE: 1" = 20'

DATE: 12/19/2023
JOB NO: 24-004
DRAWN: STAFF
CHECKED: CM



711 N. FIELDER RD.
ARLINGTON, TX 76012
PH: (817) 635-5696
FAX: (817) 635-5699

PROJECT COORDINATOR
CADDTECH
225 CHELSEA ROAD, SUITE 105
SOUTH WINDSOR, CT 06074

SOMETHING FISHY
AQUARIUM SERVICES

175 METRO CENTER BLVD
SUITE: 100
WARWICK, RI 02886
TOTAL AREA: 8600 S.F.

ISSUE ZONING REVIEW
12/19/2023
A-ISSUE: DATE:
B-ISSUE: DATE:
C-ISSUE: DATE:
D-ISSUE: DATE:
E-ISSUE: DATE:
F-ISSUE: DATE:

SHEET TITLE

EXISTING SITE PLAN

SCALE
1" = 20'

SHEET NUMBER

C1.3

Ref. # 10959- 175 Metro Center Blvd

ROOM FINISH SCHEDULE

ROOM DESCRIPTION	FLOOR FINISH	WALL BASE	WALL FINISH	CEILING FINISH	REMARKS
100 SHOWROOM	F1	B1	P1	CL1/P2	
101 OFFICE	F1	B1	P1	CL2	
102 OFFICE	F1	B1	P1	CL2	
103 HALL	F1	B1	P1	CL1/P2	
104 OFFICE	F1	B1	P1	CL2	
105 OFFICE	F1	B1	P1	CL2	
106 OFFICE	F1	B1	P1	CL2	
107 OFFICE	F1	B1	P1	CL2	
108 OFFICE	F1	B1	P1	EX-CL2	
109 FISH ROOM	F1	B1	P1	CL1/P2	
110 FUTURE OFFICE	F1	B1	P1	CL1/P2	
111 EX MENS TOILET ROOM	F2	B2	P1/WT1	EX-CL3	
112 EX WOMEN'S TOILET ROOM	F2	B2	P1/WT1	EX-CL3	
113 HALL	F1	B1	P1	CL1/P2	
114 IT CLOSET	F1	B1	P1	CL4	
115 CLOSET/MOP SINK	F1	B1	P1	CL4	
116 CLOSET/WATER HEATER	F1	B1	P1	CL4	
117 HALL	F1	B1	P1	CL1/P2	
118 STORAGE	F1	B1	P1	EX-CL3	
119 ELEC CLOSET	F1	B1	P1	CL4	

FINISH SCHEDULE:

PAINT						
MARK	LOCATION	TYPE	STYLE/DESCRIPTION	MFG.	MFG. #	REMARKS
P1	ALL AREAS, WALLS, DOORS, DOOR FRAMES	PAINT	SUPER PAINT SERIES: LATEX COLOR T.B.D.	SHERWIN WILLIAMS	T.B.D.	PROVIDE PRIMER AND (2) FINISH COATS OF PAINT.
P2	OPEN STRUCTURE CEILINGS, DECK, STRUCTURE, DUCT WORK	PAINT	DRY-FALL PAINT	SHERWIN WILLIAMS	BLACK	PROVIDE PRIMER AND (2) FINISH COATS OF PAINT.
FLOOR FINISHES						
MARK	LOCATION	TYPE	COLOR / STYLE/ DESCRIPTION	MFG.	MFG. #	REMARKS
F1	ALL AREAS	POLISHED CONCRETE	POLISHED CONCRETE WITH EPOXY SEALER, COLOR T.B.D.	T.B.D.	T.B.D.	
F2	TOILET ROOMS	PORCELAIN TILE	T.B.D.	T.B.D.	T.B.D.	
WALL BASE						
MARK	LOCATION	TYPE	STYLE/DESCRIPTION	MFG.	MFG. #	REMARKS
B1	ALL AREAS	SOLID VINYL	4" BLACK VINYL COVE BASE	JOHNSONITE	#40 BLACK	
WALL TILE						
MARK	LOCATION	TYPE	STYLE/DESCRIPTION	MFG.	MFG. #	REMARKS
WT2	TOILET ROOMS	PORCELAIN TILE	T.B.D.	T.B.D.	T.B.D.	

INTERIOR FINISHES FLAME SPREAD REQUIREMENTS

1A INTERIOR WALL AND CEILING FINISH: TABLE 803.11 REQUIREMENTS BY OCCUPANCY GROUP "B" NON-SPRINKLERED
 EXIT ENCLOSURES AND PASSAGEWAYS CORRIDORS ROOMS AND ENCLOSED SPACES
 A B C

2A INTERIOR FLOOR COVERING MATERIALS SHALL COMPLY WITH SECTIONS 804.4.1 AND 804.4.2 AND INTERIOR FINISH MATERIALS SHALL COMPLETE WITH SECTIONS 804.4.2

804.4.1 TEST REQUIREMENT.
 IN ALL OCCUPANCIES, INTERIOR FLOOR COVERING MATERIALS SHALL COMPLY WITH THE REQUIREMENTS OF THE DOC FF-1 "PILL TEST" (CPSC 16 CFR PART 1630) OR WITH ASTM D2859.

804.4.2 MINIMUM CRITICAL RADIANT FLUX.
 IN ALL OCCUPANCIES, INTERIOR FLOOR FINISH AND FLOOR COVERING MATERIALS IN ENCLOSURES FOR STAIRWAYS AND RAMP, EXIT PASSAGEWAYS, CORRIDORS AND ROOMS OR SPACED NOT SEPARATED FROM CORRIDORS BY PARTITIONS EXTENDING FROM THE FLOOR TO THE UNDER SIDE OF THE CEILING SHALL WITH STAND A MINIMUM CRITICAL RADIANT FLUX. THE MINIMUM CRITICAL RADIANT FLUX SHALL BE NOT LESS THAN CLASS II IN GROUPS A,B,E,H,I-4,M,R-1, R2, AND S.

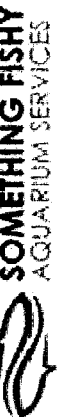
DATE: 9-16-21
 JOB NO: 21-092
 DRAWN: STAFF
 CHECKED: CM



711 N. FIELDER RD.
 ARLINGTON, TX 76012
 PH: (817) 635-5696
 FAX: (817) 635-5699



PROJECT COORDINATOR
CADDTECH
 225 OAKLAND ROAD, SUITE 105
 SOUTH BRIDGE, CT 06074
 TEL: (860) 763-5000
 FAX: (860) 763-5008



175 METRO CENTER BLVD
 SUITE: 100
 WARWICK, RI 02886
 TOTAL AREA: 8600 SF.

ISSUE PRELIMINARY 9/16/21
 'A'-ISSUE: DATE: 9/16/21
 'B'-ISSUE: DATE: OWNER COMMENTS 9/23/21
 'C'-ISSUE: DATE: PROGRESS SET 9/29/21
 'D'-ISSUE: DATE: 100% PERMIT SET 11/5/21
 'E'-ISSUE: DATE:
 'F'-ISSUE: DATE:

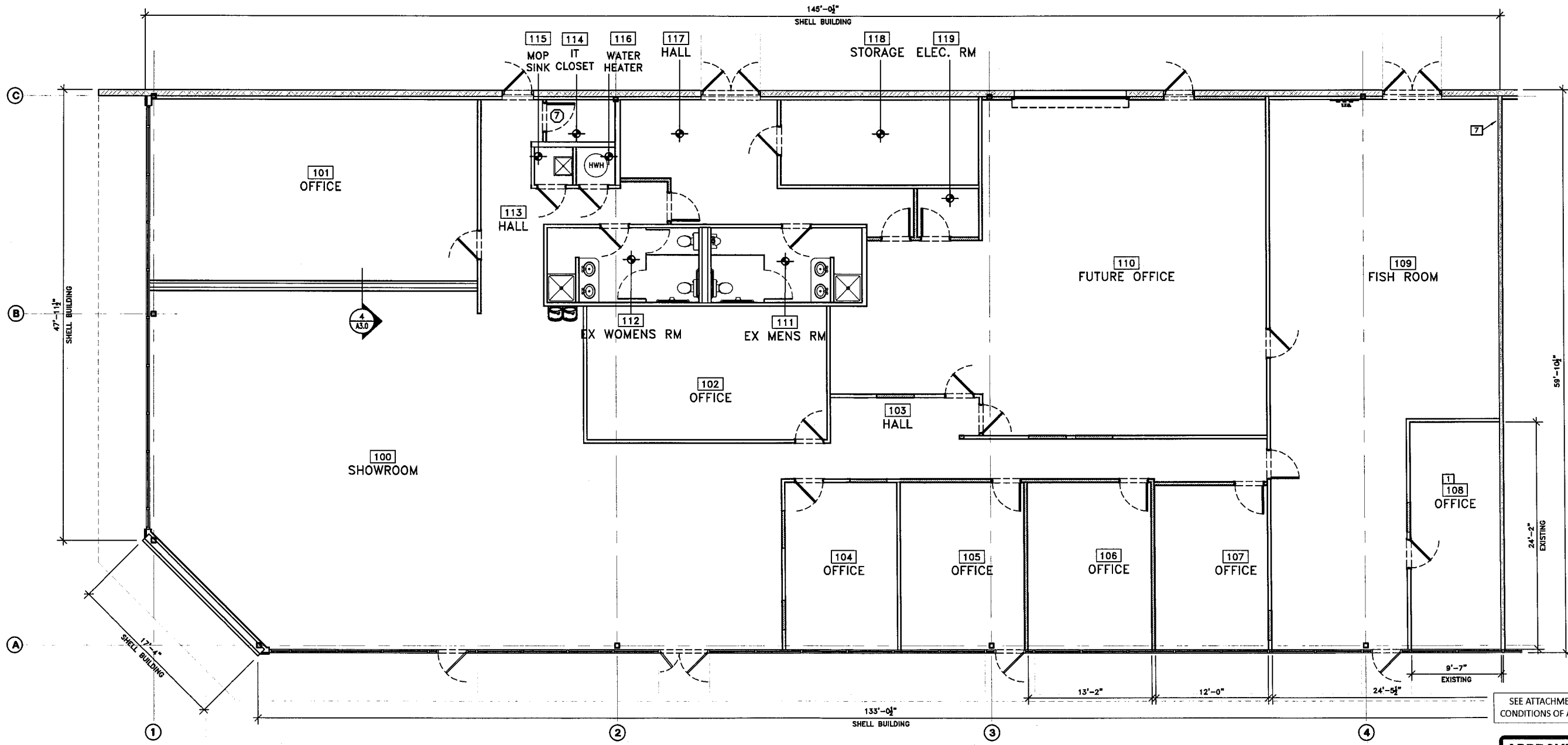
SHEET TITLE

FINISH PLAN

SCALE
3/16" = 1'-0"

SHEET NUMBER

A1.2



FINISH PLAN
 SCALE 3/16" = 1'-0"

SEE ATTACHMENT FOR
 CONDITIONS OF APPROVAL

