

**GENERAL NOTES:**

- 1.) IT IS THE ROOFING CONTRACTOR'S RESPONSIBILITY TO FAMILIARIZE THEMSELVES WITH ALL DETAILS INVOLVED IN THE ROOFING CONTRACT.
- 2.) ALL DRAWINGS ARE GRAPHIC REPRESENTATION OF APPROXIMATE LOCATIONS OF EXISTING AND NEW MATERIALS. IT IS THE CONTRACTOR'S RESPONSIBILITY TO VERIFY ALL EXISTING CONDITIONS PRIOR TO COMMENCEMENT OF WORK.
- 3.) THE ROOFING CONTRACTOR TO PROTECT ALL ADJACENT SURFACES NOT SCHEDULED FOR WORK AND TO REPAIR ANY DAMAGED AREAS AS A RESULT OF CONTRACTOR WORK AT NO ADDITIONAL COST TO THE OWNER.
- 4.) THE ROOFING CONTRACTOR SHALL BE RESPONSIBLE TO MAINTAIN WATER TIGHTNESS AND PROVIDE PROTECTION AT ANY/ALL OPENINGS IN THE ROOF LEFT AT THE END OF EACH CONSTRUCTION DAY.
- 5.) CONTRACTOR SHALL FIELD VERIFY ALL DIMENSIONS, CONDITIONS AND QUANTITIES.
- 6.) SEE SPECIFICATIONS FOR SCOPE OF WORK.

**EXISTING ROOF CORE SAMPLES:**

- TEST CUT #1:**
- TECTUM DECK
  - 4 PLY VAPOR BARRIER HOT MOPPED
  - 3.3" ISO (DRY)
  - 4 PLY BUR HOT MOPPED
  - GRAVEL SURFACE BUILT-UP ROOF
- TEST CUT #2:**
- TECTUM DECK
  - 4 PLY VAPOR BARRIER HOT MOPPED
  - 3.3" ISO (DRY)
  - 4 PLY BUR HOT MOPPED
  - GRAVEL SURFACE BUILT-UP ROOF

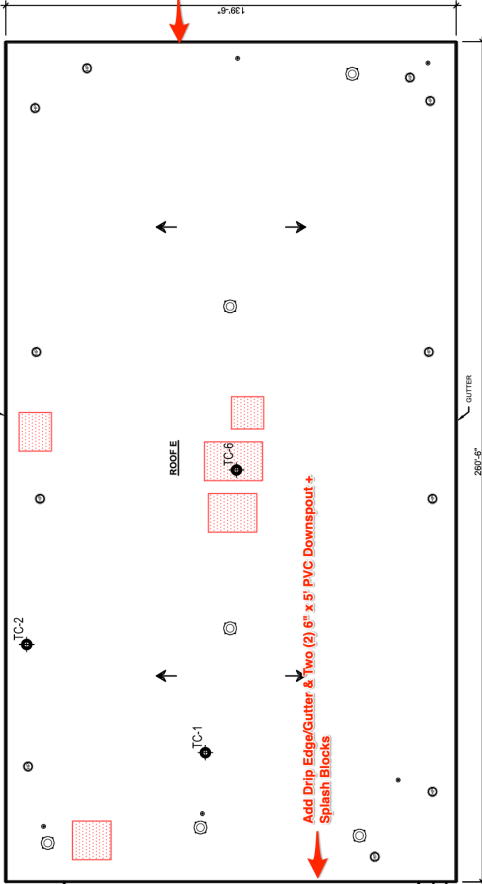
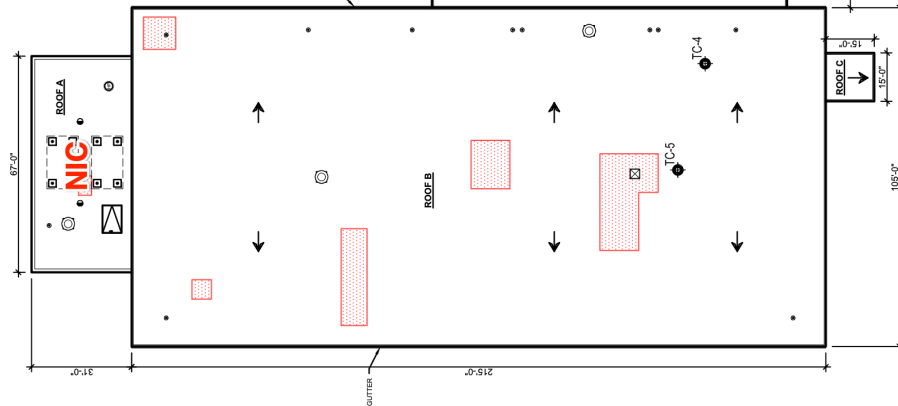
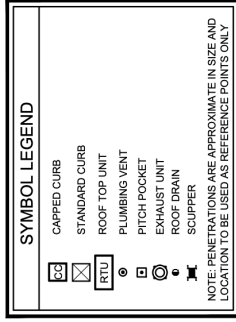
- TEST CUT #4:**
- TECTUM DECK
  - 3 PLY VAPOR BARRIER HOT MOPPED
  - 1" ISO (DRY)
  - 4 PLY BUR HOT MOPPED
  - GRAVEL SURFACE BUILT-UP ROOF
- TEST CUT #5:**
- TECTUM DECK
  - 3 PLY VAPOR BARRIER HOT MOPPED
  - 7" ISO (DRY)
  - 4 PLY BUR HOT MOPPED
  - GRAVEL SURFACE BUILT-UP ROOF

- TEST CUT #3:**
- STEEL DECK
  - 1/2" GYP BOARD HOT MOPPED
  - 2 PLY VAPOR BARRIER HOT MOPPED
  - 3.3" ISO (DRY)
  - 4 PLY BUR HOT MOPPED
  - GRAVEL SURFACE BUILT-UP ROOF

- TEST CUT #6:**
- TECTUM DECK
  - 4 PLY VAPOR BARRIER HOT MOPPED
  - 3.3" ISO (WET)
  - 4 PLY BUR HOT MOPPED
  - GRAVEL SURFACE BUILT-UP ROOF

**MOISTURE SURVEY RESULTS**

| ROOF SECTION | APPROX. SIZE (SF) | NUMBER OF WET AREAS | APPROX. WET AREAS (SF) | PERCENTAGE WET |
|--------------|-------------------|---------------------|------------------------|----------------|
| ROOF 'A'     | 2,077             | 1                   | 24                     | 1%             |
| ROOF 'B'     | 22,575            | 5                   | 978                    | 4%             |
| ROOF 'C'     | 225               | -                   | -                      | -              |
| ROOF 'D'     | 3,850             | -                   | -                      | -              |
| ROOF 'E'     | 36,340            | 5                   | 760                    | 2%             |
| <b>TOTAL</b> | <b>65,067</b>     | <b>11</b>           | <b>1,762</b>           | <b>3%</b>      |



**THAYER ARENA**  
ICE RINK  
975 Sandy Lane  
Warwick, RI 02889

SCALE: AS NOTED  
DATE: 10/10/2022  
PROJ. #:  
DRAWN BY:

ROOF PLAN

1 ROOF PLAN

A-101 / SCALE: N.T.S.

A-101